



JÜSTA
HOTELS & RESORTS

JÜSTA DARKWOOD LODGE & SPA
EXPERIENCES

+91-9590-777-000 | book@justahotels.com | www.justahotels.com

HELD BY EARTH, TOUCHED BY TIME





SHIMLA HIMACHAL PRADESH

Perched in the pine-covered ranges of the Himalayas, Shimla offers a rare blend of colonial grandeur, ancient pilgrimage, and mountain adventure. From your retreat on the Jakhu hillside, the city's finest temples, theatres, forests, and viewpoints unfold within easy reach — each one worth the journey.

JÜSTA DARKWOOD LODGE & SPA

Set along the serene slopes of Old Jakhu Road, jüSTa Darkwood Lodge & Spa, Shimla, offers an intimate mountain retreat surrounded by tall deodar forests and crisp Himalayan air. Perched above Rothney Castle, the lodge feels tucked away, yet remains just a short walk from Jakhu Temple and minutes from Mall Road. Here, days unfold gently — with quiet forest views, heritage charm, and the calm rhythm of hill life shaping every stay.





THE RIDGE & MALL ROAD

Shimla's beating heart. The Ridge opens to panoramic mountain views and colonial grandeur, while Mall Road hums with cafes, shops, and old-world charm. An evening stroll here, with the peaks turning gold at dusk, is reason enough to visit.

1.5 KM | 10-15 MIN WALK

Open 24 Hours · Best at Dusk



VISIT JAKHU TEMPLE

The climb is a workout, but it rewards you handsomely. Resident langurs make the trail rather entertaining, and once you reach the top, the views across Shimla and the surrounding peaks are genuinely spectacular. The temple itself carries a quiet, ancient energy that is hard to describe but easy to feel.

1.5 KM | 30-45 MIN TREK · 5 MIN BY TAXI

5:00 AM – 12:00 PM & 4:00 PM – 9:00 PM · Daily



VICEREGAL LODGE

Few buildings in India carry quite this much history within their walls. The architecture alone is worth the visit: it's sweeping, baronial, and beautifully preserved. Wander the gardens at your own pace and let the stories of empire, partition, and independence settle in gradually around you.

5.5 KM | 15–20 MIN BY CAR

10:30 AM – 5:00 PM · Tuesday to Sunday




GAIETY HERITAGE COMPLEX

A fully restored Victorian theatre that continues to host live performances to this day. The interiors are beautiful, the history is rich, and if you happen to catch a show here, it is the kind of evening that stays in your memory for a long time.

1.5 KM | 10–15 MIN WALK

9:00 AM – 5:00 PM · Daily



KUFRI, MASHOBRA & THE HILLS BEYOND

Lively slopes, misty valleys, and horse riding in Kufri give way to the quiet orchards and oak groves of Mashobra, where jüSTa Cliffend Resort & Spa places you right inside the hills. Two towns, one deeply satisfying day.

KUFRI ~17 KM · 45-60 MIN | MASHOBRA ~13 KM · 35-45 MIN

Kufri: 10:00 AM – 5:00 PM · Mashobra: All Day



RIDE THE TOY TRAIN

Set aside a good half-day for this one and find yourself a window seat. The UNESCO heritage train winds through over a hundred tunnels, crosses a series of remarkable bridges, and reveals Himalayan landscapes that simply cannot be appreciated any other way. Unhurried and deeply pleasurable.

3 KM TO SHIMLA STATION | 10-12 MIN BY CAR

Multiple Daily Departures · Shimla — Kalka



TATTAPANI HOT WATER SPRINGS

A scenic drive brings you down to the banks of the Sulej, where naturally heated sulphur springs await. The setting is simple and unpretentious, which only adds to its charm. The warm mineral waters, cool mountain air, and the sound of the river make for a genuinely restorative afternoon.

51 KM | 2 – 2.5 HOURS BY CAR


Open Daily · Best Visited Mid-Morning Onward

ICE SKATING

Asia's only natural open-air ice rink sits right in the heart of Shimla, framed by colonial-era buildings and open winter skies. It is joyful, a little chaotic, and entirely good fun whether you skate with confidence or with rather more optimism than ability.

1.5 KM | 10–15 MIN WALK

Dec – Feb Only · Mon–Fri: 8–10 AM · Sat: 6–8 PM



CHADWICK WATERFALL

The forest walk to reach it is part of the experience quiet, shaded, and genuinely lovely. The waterfall itself is a hundred-foot cascade that earns its reputation. Because most visitors skip the trail, there is a good chance you will have it largely to yourself.

7 KM | 20-25 MIN BY CAR

10:00 AM – 5:00 PM · Daily



KALI BARI TEMPLE

A short walk from the bustle of Mall Road, this peaceful Shyamala Devi shrine is where Shimla's name is said to have originated. It is a modest, deeply sincere space, the sort of place you visit for fifteen minutes and find yourself lingering in for much longer.

2.5 KM | 20 MIN WALK · 8 MIN BY CAR

Open Daily · Dawn to Dusk




HATU MATA TEMPLE

The trek to Hatu Peak at 3,400 m is well worth the effort — the summit offers sweeping, humbling views across the Himalayan ranges and a stillness that is genuinely rare to find. The Hatu Mata Temple at the top adds a quiet spiritual dimension to the experience.

65–70 KM VIA NARKANDA | 2.5 – 3 HOURS BY CAR

Open Sunrise to Sunset · Best Apr–Jun & Sep–Nov



ANNANDALE GROUND

Remarkably, this wide, flat meadow sits right in the folds of the mountains, a geographical curiosity that the British made good use of for polo and cricket. Today it offers something simpler and equally valuable: open space, fresh air, and a very pleasant place to simply be.

4.5 KM | 15–20 MIN BY CAR

Open 24 Hours · Heritage Museum On-Site



HOW TO REACH

LOCATION

jüSTa Darkwood Lodge & Spa, Old Jakhu Road, Above
Rothney Castle, Bothwell Estate, Shimla – 171001



NEAREST AIRPORT

Jubberhatti Airport - 20 Km



NEAREST RAILWAY STATION

Shimla Railway Station - 3.8 Km



NEAREST BUS STAND

ISBT Shimla - 6 Km

Solan 35 km

Manali 250 km

New Delhi - 355 km

Kasauli 75 km

Chandigarh 112 km





JÜSTA
HOTELS & RESORTS

THANK YOU

jüSTa Darkwood Lodge & Spa, Old Jakhu Road, Above Rothney Castle, Bothwell Estate, Shimla – 171001
+91-9590-777-000 | book@justahotels.com | www.justahotels.com